

# Statewide School Reopening Status Dashboard

## Background and Context

The [California Department of Public Health \(CDPH\) order](#) issued on January 14, 2021 requires every educational agency (school district, county office of education, and charter school) and private school to submit data about how student instruction is provided. Specifically, it requires all LEAs and private schools to report whether:

- In-person instruction is being provided full-time;
- In-person is provided only part-time (hybrid model);
- In-person instruction and services are provided only pursuant to the [Guidance Related to Cohorts](#) issued by the CDPH; or
- No in-person instruction and services are provided (distance learning only).

The Administration has partnered with Esri to support the data collection process and develop a school reopening dashboard which will be available through the [State of California Safe Schools for All Hub](#).

Beginning Monday, January 25, 2021, all county offices, school districts, charter schools, and private schools are required to submit data about their school reopening status every other Monday (or the following Tuesday if the Monday is a state holiday) until the directive is modified or rescinded.

Communications to districts, charter schools, and private schools will continue to go through their county offices. CCEE has been asked to support the communication and rollout of this initiative. We will be working directly with county offices to support their outreach to LEAs and private schools.

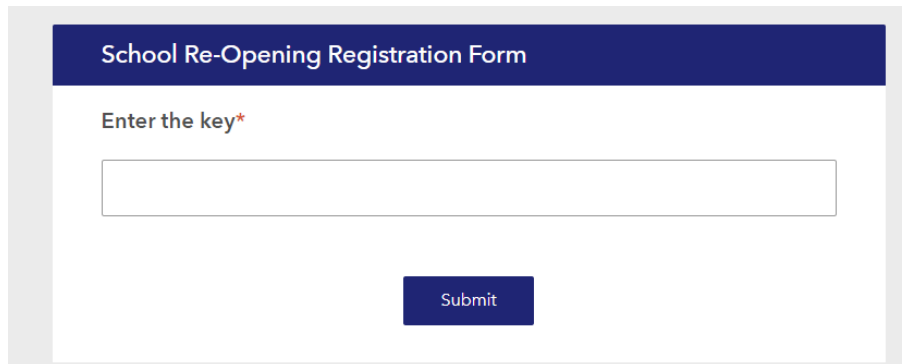
A step-by-step guide through the registration process (for schools/districts who have not yet registered) and data collection process for COEs/districts, charter schools, and private schools is attached. Please feel free to forward this on to your district and school contacts for reference.

## Part I: Registering Points of Contact for Districts, County Offices of Education, Charter Schools, and Private Schools

**Step 1:** User receives [link to registration survey](#) and access code from their County Office of Education

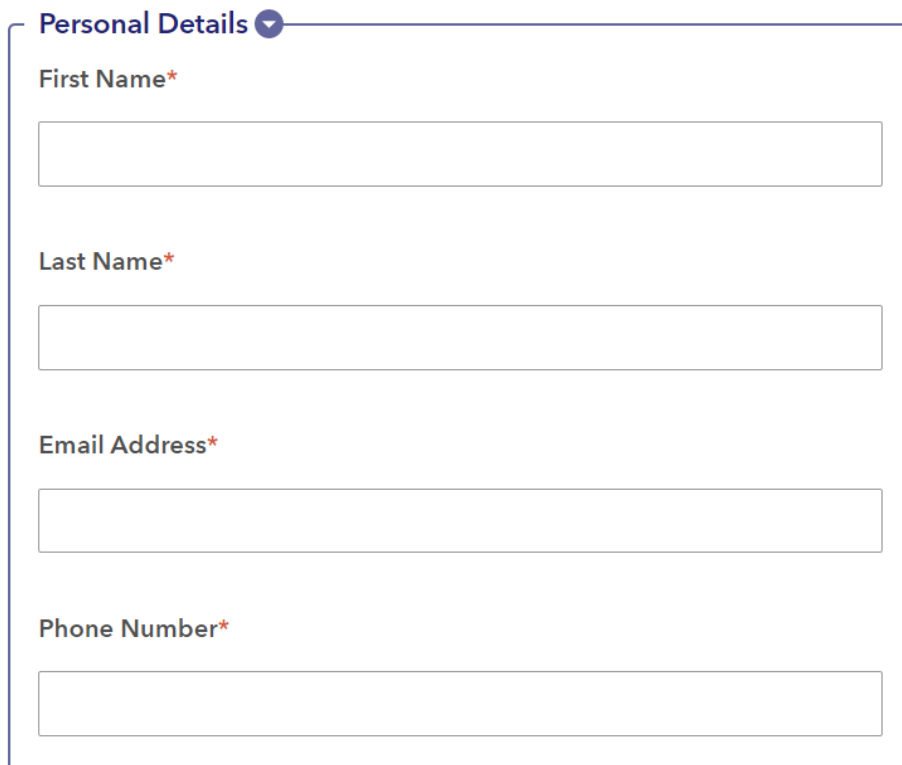
- **Registration link:** <https://arcg.is/1Smz1z0>
- **Access code (key):** E#9!yD4ZHmjr2pg

**Step 2:** User enters access code (key) in registration survey:



The screenshot shows a web form titled "School Re-Opening Registration Form". Below the title, there is a label "Enter the key\*" followed by a text input field. At the bottom of the form is a dark blue "Submit" button.

**Step 3:** User completes registration form:





The screenshot shows the "Personal Details" section of the registration form, which is enclosed in a blue border. The section title "Personal Details" is at the top left with a dropdown arrow. Below the title are four labeled input fields, each with a red asterisk indicating it is required: "First Name\*", "Last Name\*", "Email Address\*", and "Phone Number\*". Each label is followed by its corresponding text input field.

## Backend process creates accounts daily

**Step 4:** User receives an email from ArcGIS Notifications within 24 hours with instructions on completing their registration process and submitting data:

An invitation to join an ArcGIS Online organization, California Department of Technology Hub Community.

 ArcGIS Notifications <notifications@esri.com>  
To:  Maddie Haynes

Thu 1/21/2021 9:02 AM

Reply Reply All Forward ...

Hello,  
Thank you for registering for the State of California Safe Schools for All Hub. Please use the activation link and username provided below to create your account.  
Once you have created your account, please navigate to <https://ca-reopening-status-survey-site-california.hub.arcgis.com> where you will be able to submit the reopening status of your school beginning Monday, January 25th.  
Please remember your username and password, as they are required each time you access the reopening status form.  
Thank you!

Please click this link to finish setting up your account and establish your password to join the organization, California Department of Technology Hub Community:  
<https://www.arcgis.com/home/newuser.html?invitation=A0e6d8bdb85b9484b8e1b1ae25b37883b>

This link will expire in 14 day(s).

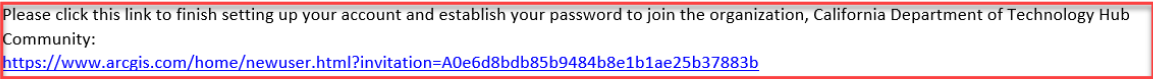



Note that your account has already been created for you with the username, **mhaynes\_cahub**.

If you have difficulty signing in, please contact ESRI ProSupport ([mhaynes@esri.com](mailto:mhaynes@esri.com)). Be sure to include a description of the problem, the error message, and a screenshot.

For your reference, you can access the home page of the organization here:  
<https://california-hub.maps.arcgis.com>

Experience what's possible with ArcGIS Online. For free hands-on lessons and other resources, visit [Learn ArcGIS](#).

This is an automated email. Please do not reply.


Reopening Status Form

Username

Activation Link

**Step 5:** User clicks to activate account and sets password and security questions:

### Set your password




New password

Confirm password

[Change Password](#)

### Security Question and Answer



A security question has not been set for your account. Setting a security question and answer allows you to reset your password if needed. Choose a question from the drop down menu below and enter your answer in the input box provided.

Security Question:

Select one

Answer:

[OK](#)

## Part II: Entering School Reopening Status Through the Data Collection Site

**Step 6:** User navigates to [reopening status data collection site](#). The school reopening status data collection form link was also provided in the activation email received from ArcGIS Notifications (Step 4).

User must select whether they are a District/COE, Charter, or Private School:

**California Schools Reopening Status**

**Operational Status Details** ▼

**LEA or Private\***

☐

 District/COE

☐

 Charter☐☐

### Step 7a: FOR DISTRICTS and COUNTY OFFICES OF EDUCATION

**Operational Status Details** ▼

**LEA or Private\***

☒

 District/COE

☐

 Charter☐☐**School County\*****School District/ County Office of Education\*****Select all the Grade levels served by your District/ County Office of Education\***☐ Elementary☐ Middle☐ High**1** Select the county from the dropdown menu, or type it in**2** Select the school district or COE, or type it in**3** Select all the grade levels your LEA serves

Select all the Grade levels served by your District/ County Office of Education\*

☒ Elementary ☒ Middle ☐ High

4

For each set of grade levels that your LEA serves, select the primary mode of instruction

**Primary Mode of Instruction - Elementary Schools:\***

50% or more of students are being offered instruction via the specified mode.

☐ In-Person

☐ Hybrid

☐ Distance Learning Only

**Primary Mode of Instruction - Middle Schools\***

50% or more of students are being offered instruction via the specified mode.

☐ In-Person

Is there at least one school in your district that is offering full-time in person instruction in one grade or more?\*

☐ Yes ☐ No

5

Select "Yes" if at least one school in your LEA is offering full-time in-person instruction to one or more grade levels

Are students currently only being served on campus under the Guidance Related to Cohorts issued by CDPH?\*

☐ Yes ☐ No

6

Select "Yes" if in-person instruction is only being served in cohorts, per CDPH guidance

Has your COVID-19 Safety plan (CSP) been posted?\*

A CSP must be posted by February 1, 2021.

☐ Yes ☐ No

7

Select "Yes" if your CSP is currently posted

Submit

8

Make sure to submit by 5:00pm every other Monday

## Step 7b: FOR CHARTER SCHOOLS

### Operational Status Details

#### LEA or Private\*



#### School County\*

Alameda

#### School District/ County Office of Education\*

Oakland Unified

#### School Name\*

Start typing in your school name without "." (dots) or "'" (apostrophies) to see suggestions.

a|

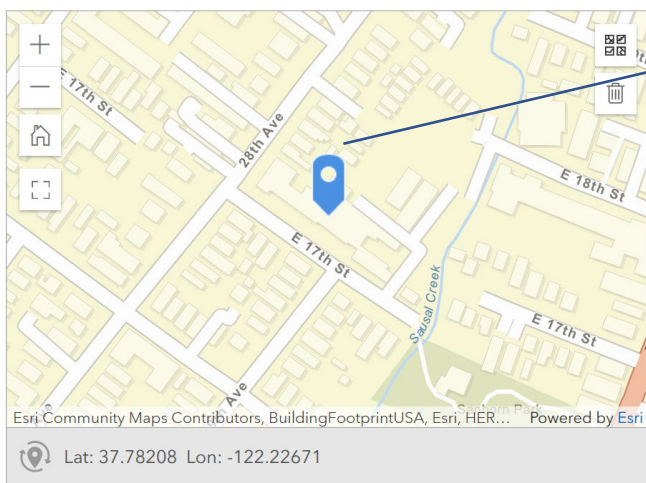
ACHIEVE ACADEMY  
AMERICAN INDIAN PUBLIC CHARTER  
AMERICAN INDIAN PUBLIC CHARTER II  
AMERICAN INDIAN PUBLIC HIGH  
ARISE HIGH  
ASCEND

**1** Select the county from the dropdown menu, or type it in

**2** Select the district/COE from the dropdown menu, or type it in

**3** Start typing in your school name to select correct school

### Location



**4** Verify that map coordinates are correct

Select all the Grade levels served by your Charter School\*

☒ Elementary ☒ Middle ☐ High

5

Select all the grade levels  
your charter school serves

Primary Mode of Instruction - Elementary Schools\*

50% or more of students are being offered instruction via the specified mode

☐ In-Person

☐ Hybrid

☐ Distance Learning Only

6

For each set of grade levels that  
your charter school serves, select  
the primary mode of instruction

Primary Mode of Instruction - Middle Schools\*

50% or more of students are being offered instruction via the specified mode

☐ In-Person

☐ Hybrid

### Operational Grades\*

Select all that apply.

<input type="checkbox"/> TK	<input type="checkbox"/> K	<input type="checkbox"/> 1	<input type="checkbox"/> 2	<input type="checkbox"/> 3	<input type="checkbox"/> 4	<input type="checkbox"/> 5	<input type="checkbox"/> 6	<input type="checkbox"/> 7
<input type="checkbox"/> 8	<input type="checkbox"/> 9	<input type="checkbox"/> 10	<input type="checkbox"/> 11	<input type="checkbox"/> 12				

Is there at least one grade in your school that is offering full-time in person instruction?\*

☐ Yes ☐ No

Are students currently only being served on campus under the Guidance Related to Cohorts issued by CDPH?\*

☐ Yes ☐ No

Has your COVID-19 Safety plan (CSP) been posted?\*

A CSP must be posted by February 1, 2021.

☐ Yes ☐ No

Submit

**7** Select all the grade levels your charter school serves

**8** Select "Yes" if at least one school in your LEA is offering full-time in-person instruction to one or more grade levels

**9** Select "Yes" if in-person instruction is only being served in cohorts, per CDPH guidance

**10** Select "Yes" if your CSP is currently posted

**11** Make sure to submit by 5:00pm every other Monday



## Step 7c: FOR PRIVATE SCHOOLS

**Operational Status Details** ▼

**LEA or Private\***

District/COE   Charter   **Private**   School or District Not Found

**School County\***

El Dorado

**School Name\***

Start typing in your school name without "." (dots) or "'" (apostrophies) to see suggestions.

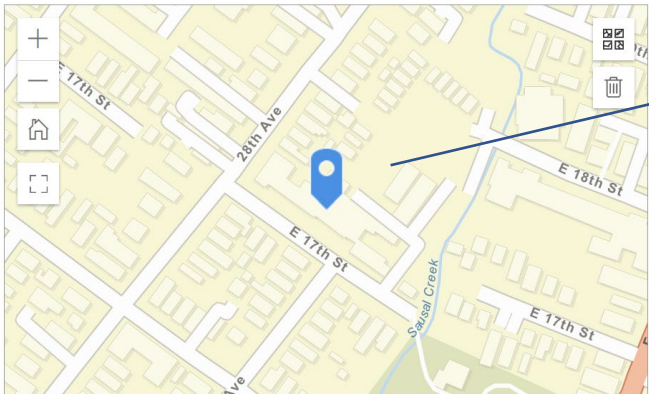
a

- BLAISE PASCAL SCHOOL
- CEDAR SPRINGS WALDORF SCHOOL
- CORNERSTONE CHRISTIAN SCHOOL OF SOUTH LAKE TAHOE
- EL DORADO ADVENTIST
- GHS ACADEMY
- HOLY TRINITY SCHOOL (EL DORADO)

**1** Select the county from the dropdown menu, or type it in

**2** Start typing in your school name to select correct school

**Location**



Esri Community Maps Contributors, BuildingFootprintUSA, Esri, HER... Powered by Esri

Lat: 37.78208 Lon: -122.22671

**3** Verify that map coordinates are correct

**Select all the Grade levels served by your Private School\***

☐ Elementary ☐ Middle ☒ High

**4** Select all the grade levels your charter school serves

**Primary Mode of Instruction - High Schools\***

50% or more of students are being offered instruction via the specified mode.

☐ In-Person

☐ Hybrid

☐ Distance Learning Only

**5** For each set of grade levels that your charter school serves, select the primary mode of instruction

**Operational Grades\***

Select all that apply.

☐ TK ☐ K ☐ 1 ☐ 2 ☐ 3 ☐ 4 ☐ 5 ☐ 6 ☐ 7

☐ 8 ☐ 9 ☐ 10 ☐ 11 ☐ 12

Is there at least one grade in your school that is offering full-time in person instruction?\*

☐ Yes ☐ No

Are students currently only being served on campus under the Guidance Related to Cohorts issued by CDPH?\*

☐ Yes ☐ No

Has your COVID-19 Safety plan (CSP) been posted?\*

A CSP must be posted by February 1, 2021.

☐ Yes ☐ No

**6** Select all the grade levels your charter school serves

**7** Select "Yes" if at least one school in your LEA is offering full-time in-person instruction to one or more grade levels

**8** Select "Yes" if in-person instruction is only being served in cohorts, per CDPH guidance

**9** Select "Yes" if your CSP is currently posted

**10** Make sure to submit by 5:00pm every other Monday

Submit

### Step 7d: FOR SCHOOLS OR DISTRICTS NOT FOUND IN THE DROPDOWN MENU

If you do not see your district, charter school, or private school listed in the dropdown menu under the appropriate county office, you may enter data through the “School or District Not Found” option.

**Note:** Your school/LEA information will be verified and entered in the database for the following submission window, and you will not be able to submit information during the current data collection window. Please confirm that your school/LEA is not found through the drop-down menu first. Remember, you must select the county your school or district is located in, even if you are a charter or private school.

### California Schools Reopening Status

#### Operational Status Details

**LEA or Private\***

☐ District/COE    ☐ Charter    ☐ Private    ☒ School or District Not Found

**School County\***

**Other School/District/ County Office of Education\***

**1** Select the county from the dropdown menu, or type it in

**2** Type in the name of your District or School as it should be entered into the database

**3** Submit

Submit